

natural element homes

www.naturalelementhomes.com

866.618.6564



The Cumberland Trace

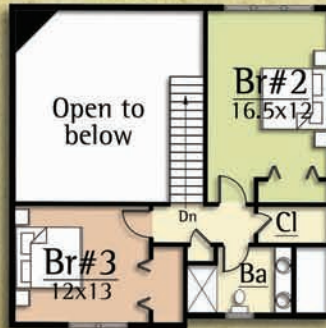
As westward migration increased, communities developed along the Cumberland Trace. In 1785, settlers built McFadden's Station on the Cumberland Trace near the Barren River (approximately where I-65 crosses the Barren River) as a "rest stop" for travelers.

The Cumberland Trace by MossCreek draws its life from the land as well. With the use of natural materials of wood, stone, and glass, the Cumberland Trace is the perfect small rustic home.

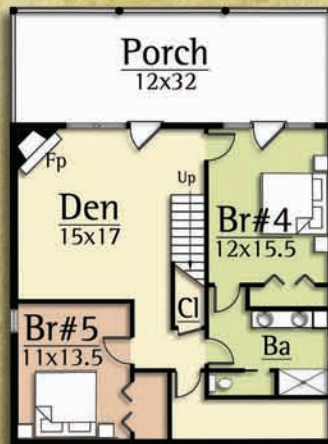
Copyright 2008 MossCreek

Main Level: 1,024 s.f.
Upper Level: 606 s.f.
Total: 1,630 s.f.

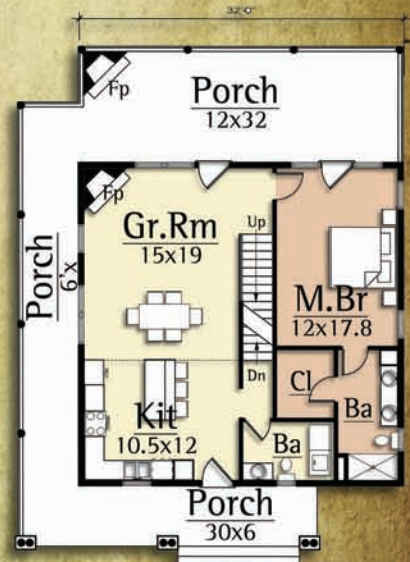
Opt. Lower Level: 1,024 s.f.



UPPER LEVEL



OPT. LOWER LEVEL



MAIN LEVEL

MOSSCREEK *Luxury Made Simple*

www.MossCreek.net

800.737.2166

